



nicot

NOTICE OF USE

ENTRANCE FEEDER **For Jar Nicot Pal K et Pep K**

Allow stimulation and treatment of bees by placing on the feeder a jar Pal K or Pep K full of syrup or crystallize honey. Beehive must be place on flat or with a light forward inclination. Bees drink at the drinking trough or used the tunnel to collect feeding.

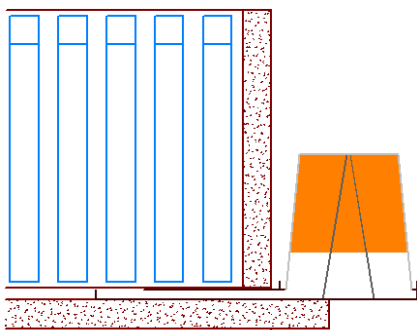
Jar put on the feeder without cover or with a pierced one. The feeder is sold without jar.

In any case, if jar is transparent, you must cap it with an opaque jar, to avoid, for example, that the piece of crystallize honey come unstuck the jar with heat and fall down on bees...

Caution, do not forget to fix the jar on the feeder with a wire or an elastic band. Jar can fly away with the wind.

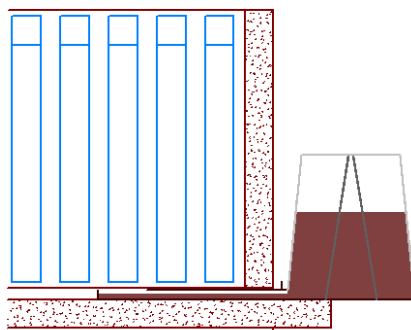
Pierce the 2 small holes-tubes situated on the tunnel at the fundament of the round, to avoid that air draughts drag bees in syrup.

You can use it in different ways.



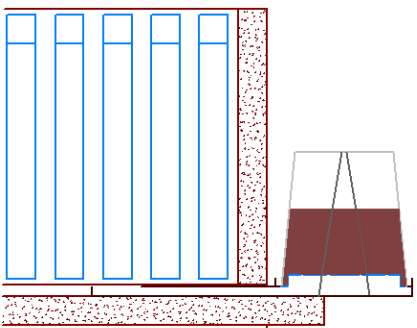
Pos 1 : Crystallize honey
Jar without cover

Jar will be directly put on the feeder.



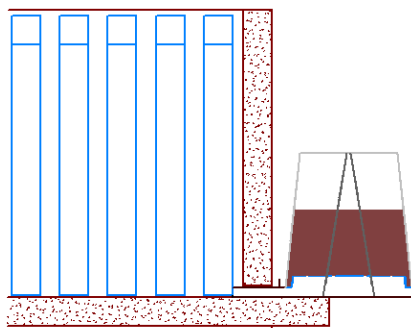
Pos 2 : Treated or untreated syrup
Jar without cover

Pierce the 2 small holes-tubes situated on the tunnel at the fundament of the round, to avoid that air draughts drag bees in syrup. Jar will be directly put on the feeder.



Pos 3 : Treated or untreated syrup
Jar with cover

Jar will be closed by 1mm holes pierced cover and put on the feeder.



Pos 4 : Frames too low in the chamber
Jar with cover

Feeder will be cut of a good length. Jar will be closed by 1mm holes pierced cover and put on the feeder.